

Gender Statistics at UNECE: activities, progress & challenges

Fiona Willis-Núñez

6th Global Forum on Gender Statistics

October 2016



UNECE

UNECE



UNECE Region

56 member States



Gender Statistics at UNECE

1. Exchange of experience
2. Methodological work
3. Capacity building
4. Data collection & dissemination

1. Exchange of experience


- Steering Group on Gender Statistics
- Work Sessions ~every 18 months
- Country-led choice of topics, identification of priorities



2. Methodological work

- **Valuing unpaid household service work**
- **Gendered power and decision-making relationships in the household**
- Indicators of gender equality (2015)
- Guidelines for harmonizing time-use surveys (2013)
- Survey module on measuring violence against women (2011)
- Developing gender statistics: a practical tool (2010)

Indicators of gender equality



- UNECE regional set based on the global minimum set
- Measure progress towards gender-related policy goals
- 42 headline, 71 supporting indicators
- Organized by the Beijing domains

Valuing unpaid household work

Heard from Dominic Webber yesterday

- Developing guidelines
- Defining, measuring, valuing work
- Household Satellite Accounts
- Implementation & measurement challenges
- Scheduled for completion in 2017

Household power & decisions

- Gender inequalities in the household reinforce, and are reinforced by, gender inequalities in society
- No robust indicators
- Business case approved by Steering Group earlier this month

Household power & decisions



Decisions about:

- Family formation/dissolution, partnering, reproduction
- Household responsibilities
- Economic and labour
- Recreation
- Health
- Education...

Household power & decisions

Actions

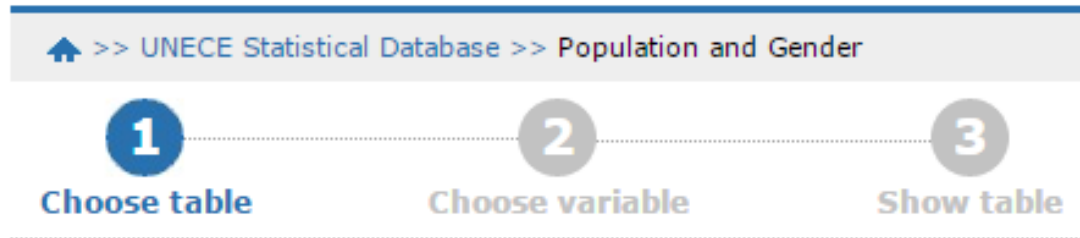
- Literature Review
- Business case
- Inventory of indicators
- 'Test' analysis



3. Capacity-building

- National workshops
- Regional workshops (Eastern Europe, Caucasus & Central Asia)
- Projects funded by UN Development Account, UNFPA

4. Data collection & dissemination




UNECE Statistical Database

- › Country Profiles
- › Crime and violence
- › Education
- › Fertility, families and households
- › Health and mortality
- › Migration
- › Population
- › Public life and decision making
- › Science and ICT
- › Work and economy
- › Work-life balance

Database

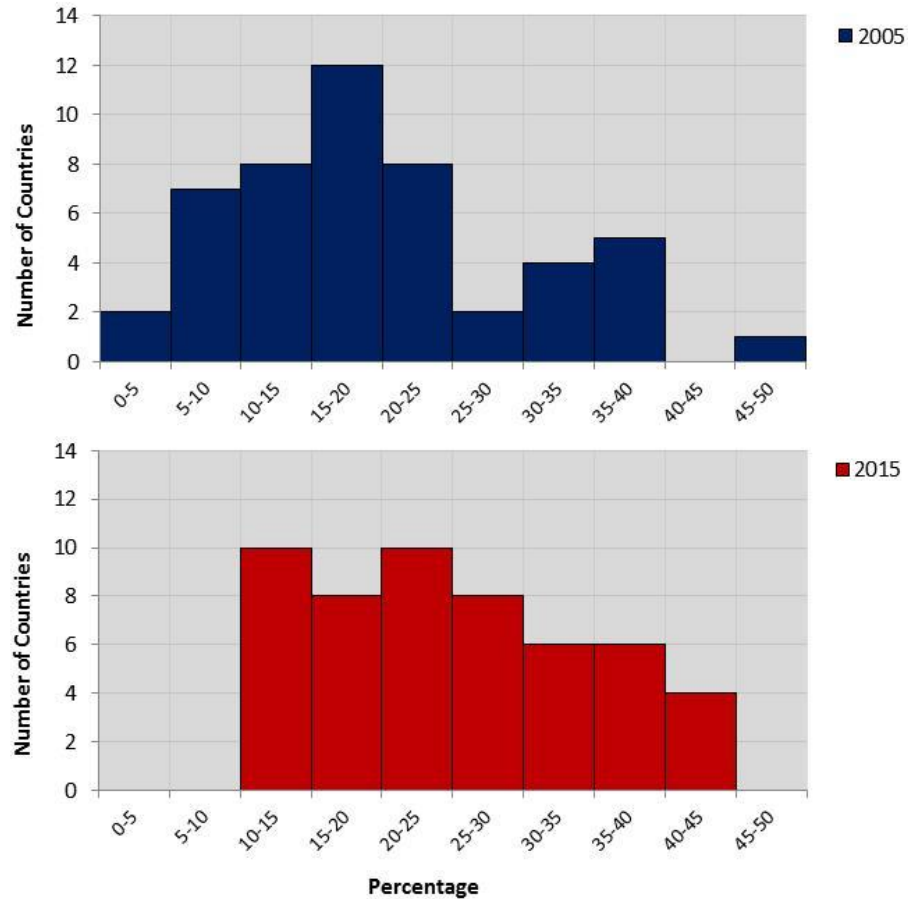
www.unece.org/data

- Data by sex
- Interface in English and Russian
- Gender Country Profiles
- Graphs, charts, maps, tables, download options
- Android app



Female parliamentarians

Number of UNECE member States by Percentage of Female Parliamentarians, 2005 and 2015



Childcare enrolment

Of children under age 3, 2000-2013, per cent

